

NEWSLETTER



www.orange-h.schools.nsw.edu.au

PO BOX 654
ORANGE NSW 2800

21st August, 2014 : Week B

PHONE: 6362 3444
FAX: 6361 3616

Contact List

Principal

David Lloyd

Deputy Principals

Michelle Barrett
Helene Hamilton (Rel)

Head Teacher Admin

Kylie Winslade (students)
Joanne Cormack (Rel)
(staff)

Year 7 Adviser

Alice Bright

Year 8 Adviser

Sophie Healey

Year 9 Adviser

Sarah Townsend

Year 10 Adviser

Taara Wilson and Aaron
Routh

Year 11 Adviser

Daniel Wait

Year 12 Adviser

Karen Rogers

Careers Adviser

Mel Hope (Rel)

School Counsellors

Robyn Flood
Erin Pilon

Sports Co-ordinators

Anthony Wharton
Tegan Dray



PRINCIPAL'S REPORT

Congratulations to Mrs Small who has been appointed by the Board of Studies Teaching and Educational Standards as Chief Examiner for the 2015 and 2016 Hospitality HSC Exams. As a result Mrs Small will chair the committee responsible for developing the external HSC examination, and oversee the testing, refining and development of marking guidelines during test marking. Mrs Small's selection is a terrific honour and recognition of her effective teaching skills and the esteem in which she is held well beyond Orange High School.

Achievement in a supportive environment

Following on from the high levels of success achieved by our senior debating team, **congratulations also to our Year 7 and 8 Team comprised of Noah Lamrock, Olivia Maksymczuk, Caitlin Carpenter and Alicia McFadden** for their win last week against Cowra and Canowindra High Schools. The team now await their next opponents with the possibility they will go on to compete at state level.



Congratulations to Man Choir and our School Choir for their First and Second Places at the Orange Eisteddfod last week. This time of year is an incredibly intense and busy time for our creative and performing artists. **I am proud that our school can offer so many opportunities to allow all students to find their niche and place of belonging.** Later this week, our Concert Band, Stage Band and junior Stage Band will perform at the Eisteddfod. We wish them well as they represent themselves and our school.

Congratulations to our Science Team for their efforts and energy celebrating Science Week last week with a special activity every lunch time. The highlight for many was the 'liquid nitrogen' last Wednesday, while for others it was the making of Sherbet or the Mentos and Coke on the oval last Friday. Engaging students through interesting and different activities is a powerful way to motivate achievement at the highest possible levels.

D Lloyd

DRAMA NEWS

Congratulations to Jamie Mann, who has been accepted into the State Drama Ensemble for 2014.

Jamie was amongst one of many NSW Public School students who auditioned to be a part of the ensemble which will perform at the NSW State Drama Festival in October this year. Jamie will not only represent Orange High School but the whole of the Western Region as he works alongside students from other parts of NSW.



Rachel Crane

ASSESSMENTS DUE – WEEK 7

Year 7	Japanese (task 3) PDHPE (Weeks 7-10) Fitness warm up activity
Year 8	Japanese (task 3), Vis Arts (BOW & diary), PDHPE (portfolio)
Year 9	Agriculture (group project), Food Tech (diet related disorder), Graphics Tech (rendering assignment), Marine St (blind navigation practical) Music (composition), PDHPE Mand (group performance)
Year 10	Marine St (MDB fish ladder model), Music (composition) PDHPE (ongoing practical)
Year 11	Construction (work placement/ book report), Dance (performance, interview), Engineering St (report, bio-engineering), English Adv (extended response), English CEC (oral presentation) English Std (extended response)
Year 12	Nil

THE BUZZ



PBL Ticket winners!!

The fortunate winners of the PBL \$10 canteen vouchers are:

Eden Talanoa – Year 12
Annalise Theakstone – Year 8
Sea Lindsay – Year 9
Angus Carter – Year 9

Congratulations to our worthy winners. Keep up the good work.

Kerrie on Leave

I will be on leave for the next two weeks. If you need the Head Teacher Welfare, please don't hesitate to contact Taara Wilson. She will be replacing me in my absence. Thank you Mrs Wilson.

Uniform

Just a reminder to label your child's uniform. At the very least please label the jumper and sport shirt. We find students often lose these items. Commonly their name is not on items and it is very difficult to return lost items. If your child has lost an item of clothing please direct them to me. I may have it in my collection.

Also, if you have any items of uniform that are no longer needed, I encourage you to donate them to the school. You can drop them into the front office and the ladies will forward them onto me. Alternatively, students can bring them to my office. These items are passed onto families in need and the support is much appreciated.

See you all in two weeks!!

Kerrie Chopping, Head Teacher Welfare**NATIONAL MATHS DAY 2014**

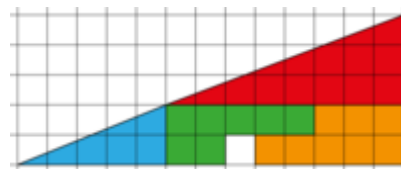
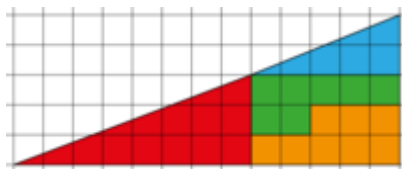
Students, parents and friends of Orange High School! It's time to twist your brains! Friday, 22nd August, 2014 is National Maths Day and the Mathematics faculty is really excited about it!

Last week the Science faculty thrilled students at lunch time by making sherbet, slime and the like. Yes, these are clever tricks but we would like to remind everyone that without Mathematics all of those things would not be possible. Mathematics is the bread to butter, the lamb to mint jelly, Angelina to Brad. One doesn't exist without the other!

Mathematics is extremely important and what better way to celebrate the day than some mind boggling paradoxes! Some are counter-intuitive, some are tricky and some are baffling! We hope that you enjoy them and we thank the Australian Association of Mathematics Teachers Inc. for their contributions.

Consider these:

- Tomorrow never comes.
- The liar's paradox – This statement is false.
- Hilbert's paradox of the Grand Hotel – The Grand Hotel has an infinite number of rooms, all of which are occupied. Can the hotel accommodate any more guests?
- "Proof" that $2=1$
 - let $a = b$, then $a^2 = ab$
 - $a^2 - b^2 = ab - b^2$
 - $(a-b)(a+b) = b(a-b)$
 - $a+b = b$, substituting gives $b+b = b$
 - $2b = b$ therefore $2 = 1$
 - Where is the error made?
- The birthday paradox – How many people do you need to have in a room for there to be a 50% chance of two people with a birthday on the same day (but not necessarily the same year)? How many to have a 99% probability of a match?
There only needs to be 23 people in a room for there to be a 50% chance of a shared birthday and only 57 people for there to be a 99% chance! Surprised?
Test it out by doing birthday surveys with your classes at school. How many people before you get a match?
- The missing square
Cut this triangle into pieces and reassemble it. Why is there a missing square?



- The two-envelope paradox – There are two envelopes, both containing money. One envelope has exactly twice the amount of money as the other. You can keep the money inside the envelope that you choose.
You pick one of the envelopes and open it. Inside is \$20. Should you switch envelopes?
- The potato paradox – You have 100kg of Martian potatoes, which are 99 percent water by weight. You let them dehydrate until they're 98 percent water. How much do they weigh now?
- Grandi's Series
Consider $1 - 1 + 1 - 1 + \dots$
Is the answer 0, 1 or $\frac{1}{2}$? Or all three?

- Zeno's paradox – The finish line is 2 metres away. The runner must first reach half the distance to the finish line (1m) but when there must cover half of the remaining distance (1/2 m). Having done that the runner must cover half of the new remainder (1/4m), then 1/8m, then 1/16m etc.
Will the runner ever reach the finish line?
- The Monty Hall problem – You are a contestant on a game show. At the show's conclusion you are presented with three doors, each of which conceals a prize. Behind one of the doors is a car. Behind each of the other two doors is a goat.
After you have selected one of the doors, the host will open one of the two remaining doors to reveal a goat. At this point you will have the option of opening the door you originally selected and taking the prize behind it, or switching to the remaining unopened door and going home with the prize it conceals.
Is it in your best interest to switch? Will it improve your odds?
- **One last challenge, guess my pin number! It's the last 4 digits of π . See the Mathematics faculty for your reward!!**

We hope that you have found these problems entertaining!
Enjoy National Maths Day 2014 and reward yourself with some π !

J Beeby

FACULTY NEWS – HSIE/LOTE

The HSIE/LOTE faculty has been extremely busy this Semester with the main focuses in the past weeks being the Year 12 Trial Examinations and the Clever Climate Energy Savers school submission and LOTE food and technology initiatives.

Mr Gray and his associated Geography classes have over the past eight weeks been working on a submission to the Clever Climate Energy Savers for a grant to implement energy saving strategies in the school. This involved an audit of energy use around the school by the students and then through meetings and class time, a set of priorities was established in relation to energy saving initiatives that could be undertaken around the school. The students involved and Mr Gray finally completed the submission on Friday, 15th August for acceptance and approval by the Clever Climate Energy Savers committee. Hopefully soon we will know if Orange High School is successful and can then undertake some or all of the initiatives to save energy around the school.

Mr Gray is also again involved in the successful Sustainability Forum being held in Sydney which involves 10, OHS Year 9 students and others from different schools talking at Parliament House about a sustainability issue. The students will also undertake and visit sustainability initiatives occurring in Sydney and the outlying suburbs.

Mrs Mitchell is currently hosting a work placement student from CSU, Mrs Fardell, for 5 weeks. Mrs Fardell will be teaching HSIE, focusing on Business Studies, and is also assisting with Geography. Mrs Fardell also has an interest in Careers and is willing to learn as much as possible in other areas, such as Support.


We are also completing revision ready for Assessment Task 3. It will assist students to go over their books in preparation for this task. Students have been informed which period and day, Thursday or Friday of Week 7, that they will be doing this task.

LOTE

Students in Japanese regularly utilise technology to acquire vocabulary. This knowledge gives them confidence to use the set grammatical structures required to speak, listen to, read and write Japanese. Students are asked to spend about 10 minutes at home consolidating their skills by using the quizlet.com website. All students signed up to this free website in class at the beginning of the year.

Currently we are revisiting our hiragana knowledge and students have also been given worksheets to supplement this revision/learning. Our current topic is Food. Your son or daughter should be able to tell you what they eat, what they don't eat, what they drink and don't drink, all in Japanese.

© Randy Glasbergen / glasbergen.com



“Yes, this will be useful to you later in life.”



They should also be able to use the questions, 'What do you eat' and 'What do you drink'. We have been using plastic models of food to help with this topic and make it seem a little more realistic for students. Use of the plastic models has been a good connector for students to Japan, where plastic food is normally displayed in shop windows to assist customers with their food choices.

We are also completing revision ready for Assessment Task 3. It will assist students to go over their books in preparation for this task. Students have been informed which period and day, Thursday or Friday of Week 7, that they will be doing this task.

Ian Paine

ALL PARENTS & CARERS,

Can you cook a casserole, soup, cake, slice or other sweet treat? Please email the OHS P&C - secretaryohspsc@gmail.com. Or if you have time on the dates below and could help at the venue please let us know.

WHY.....

The OHS P&C is catering for a Principal's Conference on **Wednesday 3rd September and 29th October**. There will be over 45 Principals attending. This is a great fundraising opportunity for the P&C and it is expected we will raise around \$1,500 by providing morning tea and lunch. Thanks in advance for your assistance.

OHS P&C

TRIVIA NIGHT

Onsie Trivia Night to help raise funds for Bailey Ferguson and Eva Reith Snare both representing Hockey NSW at U13 Australian Championships.

Saturday 20 September 2014

Peter Pocknall Pavillion, Starting 5.30pm for 6.00pm, Cost is \$10 per person, tables of 8-10.

Tickets available from Food in Flash - Sale Street or call Fiona 0448 053 783.

NEWMANS BUS SERVICE

To allow the bus company to keep track of the children on their buses they require prior notification of any changes to their child's normal bus route home from school. Please contact Newman's prior to any deviation from this by either fax, mail or giving a letter directly to the bus driver.

HOW TO GET THE MOST OUT OF USING WWW.JOBBUMP.COM.AU

Find a listing of the Menu Items that appear across the screen from left to right.

This is how you use each item.

Login You can now **Register** to receive the latest Careers News when you enter your email address from the front page of the website. This will be emailed to your home email address if you wish. It only takes a minute or two. You will receive Careers News on your chosen careers from now through to an extra year after your HSC. If you change your mind, you can unsubscribe at any time. You can select new careers at any time too. You can have as many as you want.

My Career - **Click on the name of a career that interests you.**

The 4 coloured buttons now become active for you.

If you now click on **'Read the News'** all of the current news is ready for you to act on with the active links.

Click on **'Watch a Video'** and you can enjoy a tour of your chosen career.

Click on **'Check I'm Suited?'** and you can complete the chart to show you have the personal qualities desired by a future employer.

When you click on **'Go For It'**, 5 choices appear:

- **'Can I prove to a boss I'm the right person?'** gives you valuable and quick information on how to improve your chances for an employer to hire you in this career.
- **'What subjects should I study?'** gives you the subject advice on subjects in NSW you could consider.
- **'What courses should I study after school?'** gives you the quick advice and the direct links to many of your Tertiary options at University, TAFE and private colleges.
- **'Where can I find the jobs?'** gives you the real job vacancies, employer organisations and exactly how to find the names, addresses and phone numbers of companies you can contact yourself from the Yellow Pages.
- **'How do I present to an employer?'** gives you all you need to be able to call an employer with an easy script on what to say and a Directory Sheet to list all of your companies names and contact details. There is a Sample Letter and a Resume that guides you line by line what you need to write to an employer. There are handy quick tips on what you should do and what to take with you whenever you visit an employer.

Calendar allows you to see all the news month by month. If you want to find only the news for the careers you like firstly click on the top left button, 'None'. Then select the careers you like and the news month by month appears only for those careers you chose.

Find My Career. This is useful if you are wondering what career might best suit you. You can gain a better understanding of a career by watching a video about it. There are 4 handy quizzes you can also try, all of which will provide new career possibilities for you.

HSC Subjects has a great slide show explaining all about the HSC and matters like Units and the HSC rules. When you click on a career you like on the left hand side, the subject advice appears on subjects in NSW you could consider.

ATAR. This is great to use in conjunction with your UAC Handbook . Most people start with the UAC Handbook Index to see all of their options. Here on the jobjump website, you will find this Index listing on the left hand side. Click your favourite Index field. A listing appears just like the hard copy of the Index in the Handbook. By clicking on the Title Headings at the top, you can sort this listing in ATAR order, in Campus location order, in University order or by the name of the course. If you click on any blue UAC Course Code, you will be able to read a full description of the course you selected. You can also do a search for degrees by typing in the search box a key word in this field.

Uni. This has the following drop down menu options:

- **Open Days.** A full listing for not only NSW and ACT but across Australia with links about going to them.
- **Scholarships.** Each Uni has an explanation about their scholarships and how to apply for them. Many have the listing of their Undergraduate Scholarships they have on offer.
- **Bonus Points.** Many universities offer Bonus Points which can help you gain entry to your chosen degree at their Uni. This is often based on how well you have done in particular HSC subjects and/or on your location. Some Unis even have a handy Bonus Points calculator.
- **Alternative Entry.** Unis have various ways to allow you to gain entry. Each Uni's options are found here.
- **Educational Access Scheme.** If you faced some type of hardship over your HSC years, then you may be considered for entry to your degree by completing an E.A.S. application. Speak to your Careers Advisor.
- **Deferment.** Some people need to have a break before entering Uni for half a year or a full year. The table given here summarises what each Uni considers and what you may need to do. Deferment allows you to bank the degree for which you were accepted and to start it at the end of this break.
- **Accommodation.** Check each University to find the most suitable accommodation to fit your needs.
- **Overseas Exchange.** Select a university of your choice and find out how you can study part of your chosen degree in one of your favourite countries.
- **Interstate.** Each State in Australia has its own version of our NSW UAC (Universities Admission Centre). If you wish to consider studying in another State, click on the State

which interests you and follow their instructions. Each State has their own course search area.

Apprenticeships. At the top you can find a simple to read explanation all about how Apprenticeships and Traineeships work. This is followed by an interesting short video about Apprenticeships and Traineeships. If you click on the bottom option you will see a listing of Apprenticeship and Traineeship career areas with easy to do quizzes to see if you are suited.

Earnings. There are 300 careers listed on the left hand side with their earnings in weekly and annual amounts. To select any career you must first read and consider the short advice in the bubbles and then click 'OK'.

Jobs. When you click on the drop down word **Jobs.** you will see a listing of all of the careers on the left hand side. When you click on any career you will find the real job vacancies, employer organisations and exactly how to find the names, addresses and phone numbers of companies you can contact from the Yellow Pages.

On the main body of the screen are 5 other options:

- The first gives you all you need to be able to call an employer with an easy script on what to say and a Directory Sheet to list all of your companies names and contact details.
- The second is a great video to watch on making phone calls to an employer.
- Then there is a Sample Letter and Resume that guides you line by line what to write to an employer.
- The fourth is a Resume Builder where you can enter your details. Make sure you inform your parents if you are under 18 that you are doing this.
- Then there are handy tips on what you should do and what to take with you when you visit an employer.
- Lastly there is an interesting video on going to a job interview and how to handle the interview questions.

Work Experience provides the main documents that you use with your Careers Advisor's guidance to arrange Work Experience. Make sure you speak to your Careers Advisor before arranging any work experience.

Gap. Many students feel that they would like to have a gap year, go as an exchange student overseas or seek a new experience. There are a wide range of options here to select and investigate.

Where is? is a handy directory of over 140 links you may need on all the major topics such as HSC and UAC.

Dear Parent,

To help your son/daughter, our school is providing for your use the Careers website www.jobjump.com.au

Please go to this site and view the 3 minute introductory video. (Top right corner on the screen). To go into the website our school password is: **hippo**

You will find using the UAC Handbook issued to Year 12s a quicker process by going to the JobJump website and clicking on the ATAR menu option (middle of screen). Now select the Career field of interest from the Index listing on the left hand side. You can click on the blue UAC Course Code numbers in the first column to receive a full description of the courses. You can also click on any of the Table headings (like 2014 ATAR) and they will sort for you.

Provided with this note is a handy summary on how to use each part of the JobJump website. Please feel free to tell other parents and friends from our school of these services offered by our school and JobJump.

Careers Adviser



Preparing you for your **P**s

TAFE NSW - WSI is now a provider of Safer Driver courses for young learner drivers

The Safer Drivers Course is available to learner drivers under the age of 25 who have completed at least 50 log book driving hours.

Earn 20 hours of bonus log book credit by completing a Safer Drivers Course.

Get **20** hours
credit on your
log book

Enrol in a Safer Drivers Course:

 www.tafesaferdrivers.com

 (02) 9208 0164

ENROL NOW

Only \$140



Transport
for NSW